


---

# **AMCAT Assessment Step by Step Guide**



Got To the URL :

<https://concentrix.myamcat.com/in/campus>



**General Instructions:**

1. Please fill registration form carefully.
2. Asterisk(\*) fields are compulsory.

**Personal Information**

**Name\***

First Name*	Middle Name	Last Name*
<input type="text"/>	<input type="text"/>	<input type="text"/>

(If you do not have last name then enter dot.)

**Mobile No.\***

**Email ID\***

**Address\***

House Number :

Locality :

Landmark :

**State \***

**City \***

Fill the basic details in the form

Preferred Work Location\*

How did you get to know about this job opportunity?\*

Campus Location\*

Campus Name\*

Are you willing to work in 24/7 shifts(Including night shifts)\*

Education Background\*

Work Experience (Months)\*

Note: If you are a fresher, put 0 (zero) in Work Experience.

Process Applied For\*

Have you Worked with Concentrix or any Associate / Subsidiary Company ever before?\*

Select from the drop down

Select the name of City where college is located

Select the name of College from drop down

Select "Yes" or "No" from drop down

Select 12<sup>th</sup> if doing graduation or Graduate if doing PG

Put 0 (Zero) if fresher

Default Selection could not be changed

Select Yes if you have ever worked with Concentrix, Convergys or its affiliates

Once you submit the form, you will get an email like the one below with your log in details. Please follow the instructions.

Hi [REDACTED]

Thanks for your interest in Concentrix. This is an auto-generated e-mail containing your login details for Concentrix hiring assessment. Please download the app from app store/play store and use the below credentials to start the assessment.

User Name - [REDACTED]

Password - [REDACTED]

The above login details are valid from 2019-09-23 12:39:30 to 2019-09-30 12:39:30. You need to begin the test within the specified time interval.

Kindly read the instructions given before you proceed.

1. Download "AMCAT Test" app from the [playstore](#) / [appstore](#) and use the above user name and password to start your test.
2. For taking the test on Desktop/Laptop browser please login using URL - <https://amcatglobal.aspiringminds.com/>
3. Do not copy paste the User Name and Password, always type in.
4. Please ensure that your Laptop / Desktop / mobile device has a functioning "Camera" and "Microphone" as the application would require you to capture your image and record a sample piece of audio for authentication purposes.
5. You must have an active Internet connection with a minimum speed of 256 Kbps and front camera to attend the assessment from a smartphone.
6. You will need an Id proof as well such as an " Aadhaar Card", "Pan Card", "Voter id" etc as you would have to capture an image of that Id proof for authentication purposes.
7. This is a timed test, it is essential to complete the test in one go and keep track of time while answering the questions.
8. Please use earphone/headphone to take the assessment.
9. You must have an active Internet connection with a minimum speed of 256 Kbps and front camera to attend the assessment from a smartphone.
10. You can attempt the test only once using this User ID and Password.

Please note that If your internet connection is lost during your assessment through a mobile device, you will be able to log back in using the same User ID & Password and complete it. If you are using a laptop/desktop to attempt the test, use [this URL](#) to resume the test if required.

Once Assessment is completed, our team will review your response and will contact you within 48 working hours

Good Luck,

Concentrix Recruitment Team

## Four easy ways to complete Online Interview and aptitude test

Visit Google Play store or Appstore & Download "AMCAT TEST" Size- 37 MB approximately. Click on "Take AMCAT" and enter login details



After Logging in, accept terms & conditions and click on Proceed to start the test.




Once the test is over automatically it will start uploading  
(Some time uploading takes 30 mins)  
Make sure that you are in good network area at the time of uploading the test.



Post completion of telephonic interview, you will receive an email with user name and password to complete the aptitude test, click on this link to appear for the aptitude test <https://amcatglobal.aspiringminds.com>



1:10 85%



**amcat**

TAKE AMCAT TAKE SVAR

username@concentrix.com

.....

LOGIN

[What is AMCAT?](#)



## STEP 1

Please read the terms and conditions and click on proceed



### Terms and Conditions



Pause



The content of this test is confidential. Aspiring Minds owns the intellectual property rights as defined by law. To ensure confidentiality, you must agree to the following terms and conditions before taking the test:

- You will not record, copy, publish, or share any part of the test questions or answers in any form (verbal, written) or by any means (manual, electronic) for any purpose.
- You acknowledge that the test will be taken solely by you, and that you will not consult any third person or use any other online or offline resource.
- You will receive warnings if prohibited behavior is detected. Multiple instances of prohibited behavior will result in automatic shut-down of the test and rejection of your application.
- Behaviors will be tracked during this assessment (e.g., browser usage, screen capturing, photographs, audio, video etc.) to ensure a fair process for all candidates.
- We know that you care how we use information about you and we appreciate your trust in us to do that carefully and sensibly. Please consult our [Privacy Policy](#) to know more about how we collect, use and transfer the personal data of our candidates.



I have read and agree to the Terms and Conditions and wish to continue to take the test

## STEP 2

Please face the camera, picture will be captured from the front Camera, click on Proceed

Please face the camera. Images will be captured from the front camera.



OK



## **STEP 3**

All about telephonic interview, you will be assessed on English Language.

### **SVAR**

**Automated spoken English test that measures fluency, pronunciation, active listening, vocabulary, grammar and spoken English understanding**

**37 Questions in 30 Minutes**

## STEP 4

Please read the test instructions carefully and click on Proceed



### Test Instructions



Pause



**Please read the instructions carefully.**

Your AMCAT ID for this test is **156630593253778**.  
Copy this ID for future reference.

- Please follow the directions for each question and provide an appropriate response.
- Do not open any browser/tab other than the testing window. Do not minimize the testing window. If you attempt either of these actions, the test will automatically log you out.
- Use of any electronic device (calculator, smartphone, etc.) during the test is strictly prohibited.
- It is mandatory to take this test in formal attire. If you are not wearing formal attire, request you to log out and resume the test later when you are ready.

## STEP 5

How to sit and place your device during assessment and click on proceed



### How to place your device:

Step 1: Place your device on a flat surface.

Step 2: Position it at a distance of 5 to 8 inches along your line of sight.

Step 3: Make sure that the volume is not muted.

## STEP 6

Please click on play to check if your ear phone is working properly and voice is loud and clear, after check please click on proceed

### Audio testing

Testing the audio device



Press the **Play** button to test the audio.

Please click on proceed button to check if your mic is working properly and voice is loud and clear, after checking please click on proceed

### Microphone testing

Testing the microphone




Listen carefully...

## SECTION A

Section 1 – Read the written sentence and click on proceed

In this section, speak the sentence displayed on the screen. The test will automatically move ahead after you speak each sentence. You may also click on SUBMIT ANSWER to move ahead.



## SECTION B

Section 1 – listen to the sentence and repeat the sentence, it will be played only once, click on proceed

In this section, listen and repeat the sentence that you hear. Each sentence will be played one time only. The test will automatically move ahead after you repeat each sentence. You may also click on SUBMIT ANSWER to move ahead.




Listen carefully...



## SECTION C

Section C – Topic will be provided and you will get 30 seconds to think about the topic, after thinking time completes, please speak for 45 seconds on the topic

In this section, you will be provided with a topic. You will have 30 seconds to think about the topic and 45 seconds to speak about it. You may take notes during preparation in order to structure your thoughts. Begin speaking on the topic when you see the message SPEAK NOW on the screen.



Listen carefully...

## SECTION D

Section D – Topic will be played once and there will be multiple choice questions based on the topic, please listen to the topic carefully and make your notes while listening

In this section, you will hear a conversation followed by a set of questions. Each conversation will be played one time only. You may take notes as you listen. Each question has multiple answer options and you must choose the correct answer.



Listen carefully...

# SECTION E

In this section, choose the correct answer to each multiple choice question.



Listen carefully...



Please  
Choose the  
correct option  
and click on  
proceed

## Section E: Vocabulary

Choose the correct answer.



Listen carefully...

# SECTION F

In this section, choose the correct answer to each multiple choice question.




Listen carefully...



Please  
Choose the  
correct  
option and  
click on  
proceed

## Section F: Grammar

You will now hear a sentence that might contain a grammatical error. The sentence will be followed by 4 options, each containing a portion of the sentence. Choose the option that contains the error.



Listen carefully...

# Thank you



## Your Test is Complete

Thank you for completing your assessment for the job opportunity in Concentrix. Your application is important to us, if you are selected to move forward in the process, you will be hearing from us.

Thank you again for your interest in a career with Concentrix!

How do you rate the AMCAT test taking experience?



Feedback

share your feedback...



Thank you for the interest in a career opportunity with us and going through the English language assessment.

Shortly you will receive an email with user name and password to complete the aptitude test, click on this link to appear for the aptitude test

<https://amcatglobal.aspiringminds.com>